



part of the Breeze Group 

C-Chamber

Incubator Subchamber



Applications:

- Tumor microenvironment
- Cancer studies
- Hypoxia
- Stem cell studies
- Hyperoxia
- Hypercapnia
- Ischemia
- Reoxygenation
- **Many more!**

Optimized Cell Protection

Designed to function within a standard incubator, the C-Chamber protects cells from room air exposure and environmental instability resulting from frequent door openings or movement between lab areas. This controlled microenvironment helps ensure higher-quality cells and more reproducible results.

Efficient Design

The C-Chamber's compact, space-efficient design integrates seamlessly with most third-party incubators, upgrading existing lab space without the need for new infrastructure. Its space-saving footprint allows it to be easily moved between labs or equipment, while efficient gas consumption supports a broad range of applications. By enabling multiple protocols to run within a single footprint, the C-Chamber maximizes performance and experimental flexibility from the space you already have.



Scan to read how the C-Chamber is used in research



www.BioSpherix.com





Sales@BioSpherix.com




Youtube.com/@Cytocentric

C-Chamber



The C-Chamber is compatible with third-party incubators and features a universal cutout for seamless connection to BioSpherix controllers, including independent gas controllers (ProCO₂ P120, ProOx C21, ProOx P110), dynamic gas controllers (OxyCycler C42, GT41), and gas transmitter controllers (OxyCycler GT81CN, GT81C, GT81N) for control of O₂, CO₂, NO, and CO.

Available in multiple sizes with one- to four-shelf configurations, the C-Chamber supports a wide range of protocols and scalable workflows. Each shelf tray offers 12.75" W x 10.25" D of usable space with 2" height clearance for plate stacking. All internal components, including trays, water pan, guides, and hardware, are constructed from 300-series stainless steel for durability, corrosion resistance, and are easily disassembled for cleaning and autoclaving. The clear polycarbonate chamber maximizes visibility during culture, while a magnetized door seal provides secure, easy closure and reduces contamination risk compared to traditional lock-and-latch designs.




C174



C274



C374



C474

Part No.	Description	Outer Dimensions
C174	1-shelf chamber	14"W x 13"D x 5.25"H
C274	2-shelf chamber	14"W x 13"D x 6"H
C374	3-shelf chamber	14"W x 13"D x 8"H
C474	4-shelf chamber	14"W x 13"D x 10"H

